Product: 2010 Caterpillar 320D and 320D L Excavator Hydraulic System Schematic Workshop Manual
Full Download: https://www.arepairmanual.com/downloads/2010-caterpillar-320-and-320d-l-excavator-hydraulic-system-schematic-workshop-manual/

**RENR7296-05**
**16 Page, (Dimensions: 34 inches x 24 inches)**

## Component Locations

| Description | Part Number | Machine Location | Schematic Location |
|---|---|---|---|
| Accumulator GP | 164-6981 | 1 | A-4 |
| Cylinder GP - Boom | NOTE A | 2 | E-2 |
| Cylinder GP - Bucket | NOTE A | 3 | E-2 |
| Cylinder GP - Stick | NOTE A | 4 | E-7 |
| Filter GP - Pilot (Hydraulic Oil) | 158-8987 | 5 | A-4 |
| Filter GP - Oil (Hydraulic Return) | 188-4140 | 6 | A-6 |
| Filter GP - Oil (Hydraulic, Case Drain) | 126-2075 | 7 | A-6 |
| Manifold GP - Control (Pilot Oil) | 215-5037 | 8 | A-5 |
| Motor GP - Swing | 158-8986 | 9 | E-5 |
| Motor GP - Travel (Left) | 209-5992 | 10 | E-5 |
| Motor GP - Travel (Right) | 209-5992 | 11 | E-3 |
| Pump GP - Piston (Main) | 272-6955 | 12 | B-2 |
| Swivel GP | 234-4440 | 13 | D-4 |
| Valve GP - Check (Oil Cooler Bypass) | 201-9329 | 14 | A-7 |
| Valve GP - Load Control (Boom) | 255-5683 | 15 | C-2 |
| Valve GP - Load Control (Stick) | 255-5680 | 16 | C-5 |
| Valve GP - Main Control | 259-7464 | 17 | C-2 |
| Valve GP - Pilot (Joystick, LH) | 270-5951 | 18 | C-7 |
| Valve GP - Pilot (Joystick, RH) | 270-5952 | 19 | C-6 |
| Valve GP - Pilot (Travel) | 270-5947 | 20 | D-7 |
| Valve GP - Pressure Reducing (Boom, Swing Priority) | 232-4102 | 21 | A-3 |
| Valve GP - Shuttle 1 | 185-0462 | 22 | B-7 |
| Valve GP - Shuttle 2 | 259-7732 | 23 | B-3 |
| Valve GP - Swing Cushion | 158-9085 | 24 | D-5 |
| Valve GP - Travel Counterbalance (Left) | 204-2819 | 25 | D-5 |
| Valve GP - Travel Counterbalance (Right) | 204-2819 | 26 | D-3 |

Note A: Refer to Parts Manual for your specific machine.

## Tap Locations Pressure, Sampling, and Sensor

| Tap Number | Description | Schematic Location |
|---|---|---|
| AA | Pilot Filter Pressure Test Port | A-4 |
| BB | Idler Pump Pressure Test Port | B-3 |
| CC | Drive Pump Pressure Test Port | A-3 |
| DD | Power Shift Pressure Test Port | A-2 |
| SOS | Hydraulic Oil Sampling Port | A-3 |

Sample of manual. Download All 2 pages at:
https://www.arepairmanual.com/downloads/2010-caterpillar-320d-and-320d-l-excavator-hydraulic-system-schematic-workshop-manual/




PUMP GP - PISTON (MAIN)

CATERPILLAR®

RENR7296-05
September 2010

# Schematic

## 320D and 320D L Excavator Hydraulic System

**320D:**
A6F1-UP
FAL1-UP
KLM1-UP
PCM1-UP
KHN1-UP
BZP1-UP
CXY1-UP
JFZ1-UP
JGZ1-UP
KTF1-UP

**320D L:**
MDE1-UP
A8F1-UP
A9F1-UP
KGF1-UP
MGG1-UP
TDH1-UP
DHK1-UP
GDP1-UP

## FLUID POWER SYMBOLS

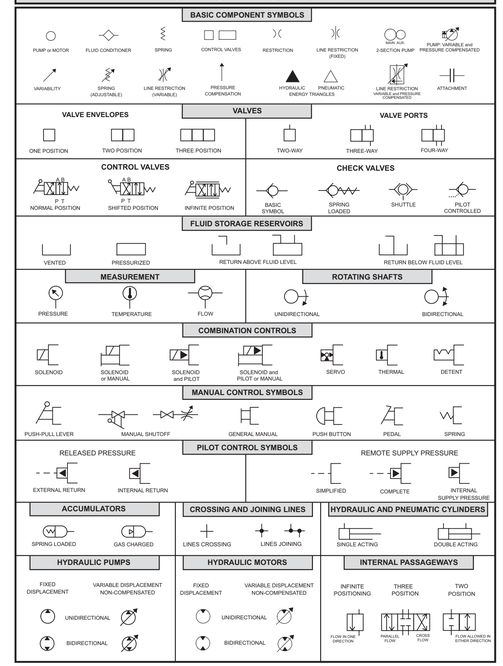


©2010 Caterpillar
All Rights Reserved

Printed in U.S.A.

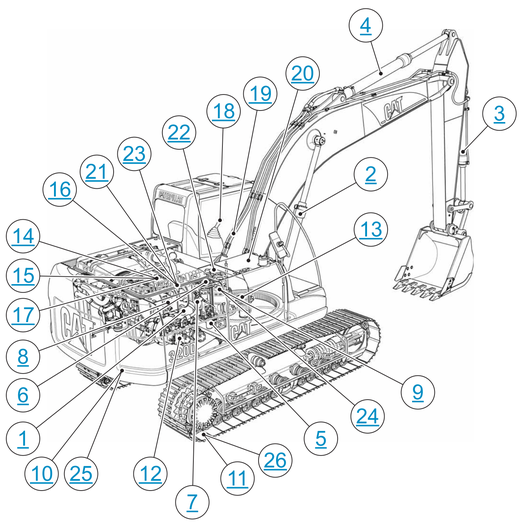


MACHINE COMPONENT LOCATIONS




VALVE GP - MAIN CONTROL

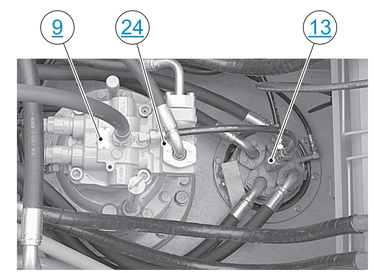


MOTOR GP - SWING AND SWIVEL




MOTOR GP - PISTON (TRAVEL)




FILTER GP
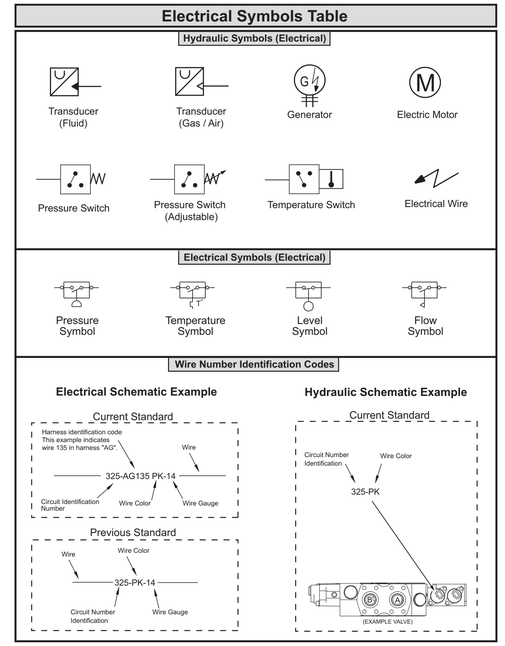
## Electrical Symbols Table