BOOMER 3040, 3045 AND 3050 COMPACT TRACTORS WITH CVT TRANSMISSION AND CAB

47431072

ELECTRICAL SCHEMATIC

2012 PRODUCTION

PAGE 1 OF 2

SCHEMATIC PAGE INDEX

CHARGING SYSTEM/GLOW PLUG SYSTEM	PAGE 8
STARTING SYSTEM	PAGE 9
FNR/STARTING SYSTEM	PAGE 10
ENGINE CONTROL	PAGE 11
MODE CONTROL	PAGE 12
PTO, SEAT, BRAKE SWITCHES	PAGE 13
TRANSMISSION CONTROL	PAGE 14
DIAGNOSTIC CONNECTOR	PAGE 15
TRANSMISSION CONTROLLER	PAGE 16
TRANSMISSION SOLENOIDS/TRANSMISSION SENSORS	PAGE 17
TRANSMISSION SENSORS	PAGE 18
POWER DISTRIBUTION	PAGE 20
INSTRUMENTATION SENSORS	PAGE 21
INSTRUMENTATION SENSORS	PAGE 22
INSTRUMENT PANEL	PAGE 23
PROGRAM SWITCHES	PAGE 24
LIGHTING SWITCHES	PAGE 25
LIGHTING RELAYS	PAGE 26
LIGHTING	PAGE 27
WARNING LIGHT CONTROL	PAGE 28
WARNING LIGHTS	PAGE 29
CAB POWER DISTRIBUTION	PAGE 30
HVAC SYSTEM	PAGE 31
RADIO/DOME LIGHT/AUXILLARY POWER SOCKET	PAGE 32
WIPER SYSTEM	PAGE 33
WORK LIGHTS	PAGE 34
GROUNDS	PAGE 35
GROUNDS	PAGE 36

Note: Page 19 is not shown.

COLOR ABBREVIATIONS

ABBREVIATION	COLOR
R	RED
T	TAN
W	WHITE
Y	YELLOW
B	BLACK
BR	BROWN
G	GREY
O	ORANGE
P	PINK
V	VIOLET (PURPLE)
DB	DARK BLUE
LB	LIGHT BLUE
DG	DARK GREEN
LG	LIGHT GREEN

NOTES
1. FOR ELECTRICAL SYSTEM INSTRUCTIONS SEE ES-A7384
2. DIAGRAM SHOWN WITH VEHICLE PARKED, POWER OFF, ALL CONTROLS IN NEUTRAL AND PARK BRAKE SET.

WIRE SIZE CHART

Square mm	AWG
0.5	20
0.8	18
1.0	16
2.0	14
3.0	12
5.0	10
8.0	8

WIRE HARNESS NAME

ABBREVIATION	HARNESS
HM	MAIN
HC	CHASSIS
HP	PANEL
HH	HOOD
HC	BATTERY CABLE
HR	ROOF

WIRING REFERENCES

MF • 431 • YE • 0.8
- MF — WIRE GAUGE (SQUARE MM)
- YE — WIRE COLOR
- 431 — CIRCUIT NUMBER
- HARNESS CODE

CIRCUIT DIAGRAM LEGENDS

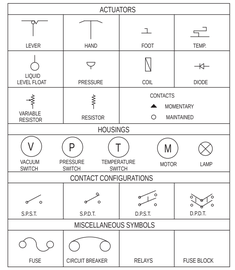

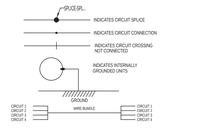

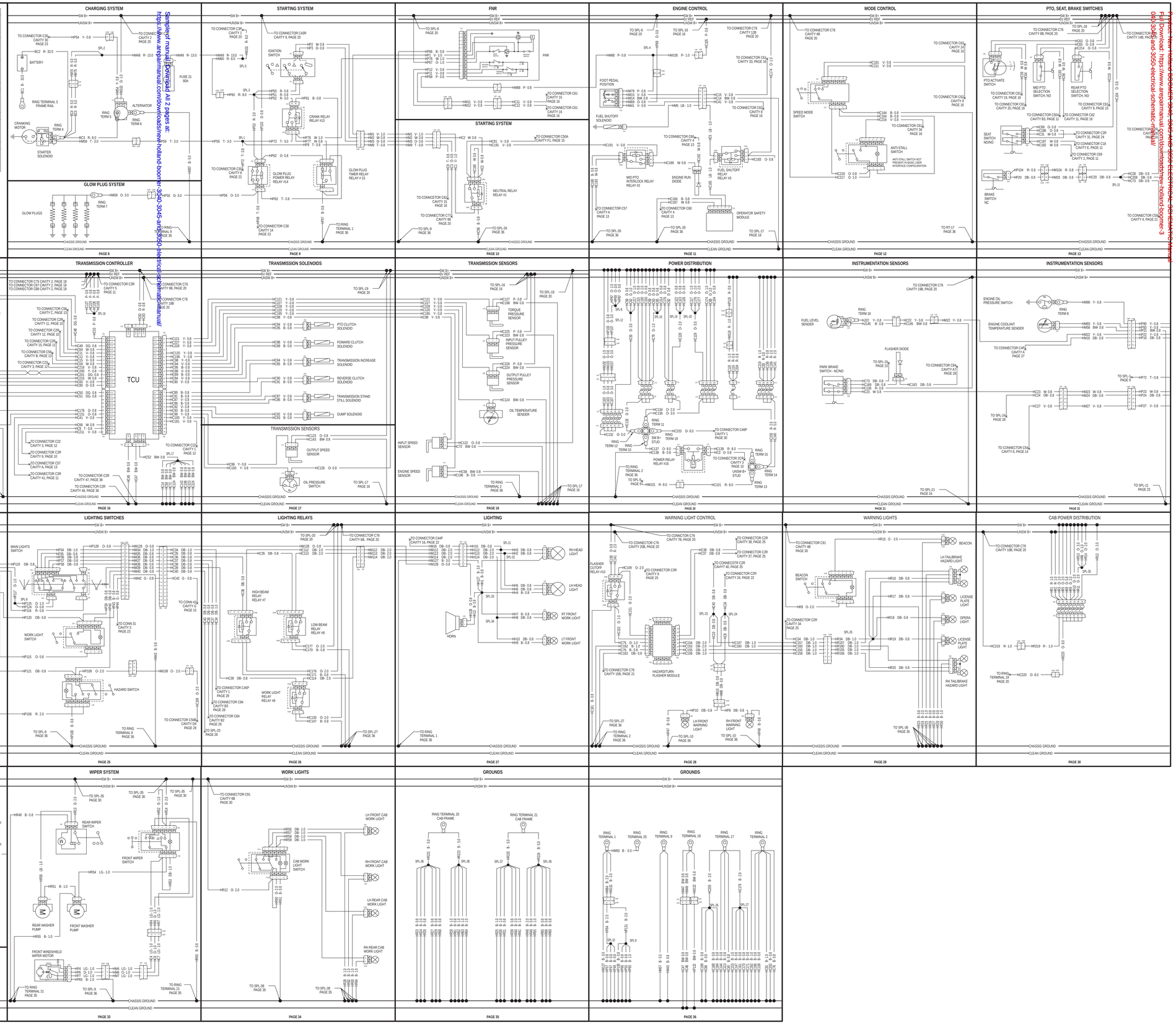

Sampled manual: Download All 2 pages at: https://www.arepairmanual.com/downloads/new-holland-boomer-3040-3045-and-3050-electrical-schematic-manual/
Protect New Holland BOOMER 3040, 3045 AND 3050 ELECTRICAL SCHEMATIC Manual Full Download: https://www.arepairmanual.com/downloads/new-holland-boomer-3040-3045-and-3050-electrical-schematic-manual/